



# Family Emergency Plan



FEMA

Prepare. Plan. Stay Informed.



Make sure your family has a plan in case of an emergency. Before an emergency happens, sit down together and decide how you will get in contact with each other, where you will go and what you will do in an emergency. Keep a copy of this plan in your emergency supply kit or another safe place where you can access it in the event of a disaster.

Neighborhood Meeting Place: Phone:

Out-of-Neighborhood Meeting Place: Phone:

Out-of-Town Meeting Place: Phone:

Fill out the following information for each family member and keep it up to date.

Name: Social Security Number:  
Date of Birth: Important Medical Information:

Name: Social Security Number:  
Date of Birth: Important Medical Information:

Name: Social Security Number:  
Date of Birth: Important Medical Information:

Name: Social Security Number:  
Date of Birth: Important Medical Information:

Name: Social Security Number:  
Date of Birth: Important Medical Information:

Name: Social Security Number:  
Date of Birth: Important Medical Information:

Write down where your family spends the most time: work, school and other places you frequent. Schools, daycare providers, workplaces and apartment buildings should all have site-specific emergency plans that you and your family need to know about.

Work Location One School Location One  
Address: Address:  
Phone: Phone:  
Evacuation Location: Evacuation Location:

Work Location Two School Location Two  
Address: Address:  
Phone: Phone:  
Evacuation Location: Evacuation Location:

Work Location Three School Location Three  
Address: Address:  
Phone: Phone:  
Evacuation Location: Evacuation Location:

Other place you frequent Other place you frequent  
Address: Address:  
Phone: Phone:  
Evacuation Location: Evacuation Location:

Name	Telephone Number	Policy Number

Dial 911 for Emergencies



# Family Emergency Plan




FEMA

Prepare. Plan. Stay Informed.



Make sure your family has a plan in case of an emergency. Fill out these cards and give one to each member of your family to make sure they know who to call and where to meet in case of an emergency.

ADDITIONAL IMPORTANT PHONE NUMBERS & INFORMATION:

**Family Emergency Plan** 


EMERGENCY CONTACT NAME:  
TELEPHONE:

OUT-OF-TOWN CONTACT NAME:  
TELEPHONE:

NEIGHBORHOOD MEETING PLACE:  
TELEPHONE:


OTHER IMPORTANT INFORMATION:

DIAL 911 FOR EMERGENCIES

**Ready.** 

< FOLD HERE >

ADDITIONAL IMPORTANT PHONE NUMBERS & INFORMATION:

**Family Emergency Plan** 


EMERGENCY CONTACT NAME:  
TELEPHONE:

OUT-OF-TOWN CONTACT NAME:  
TELEPHONE:


NEIGHBORHOOD MEETING PLACE:  
TELEPHONE:

OTHER IMPORTANT INFORMATION:

DIAL 911 FOR EMERGENCIES

**Ready.** 

ADDITIONAL IMPORTANT PHONE NUMBERS & INFORMATION:

**Family Emergency Plan** 


EMERGENCY CONTACT NAME:  
TELEPHONE:

OUT-OF-TOWN CONTACT NAME:  
TELEPHONE:

NEIGHBORHOOD MEETING PLACE:  
TELEPHONE:


OTHER IMPORTANT INFORMATION:

DIAL 911 FOR EMERGENCIES

**Ready.** 

< FOLD HERE >

ADDITIONAL IMPORTANT PHONE NUMBERS & INFORMATION:

**Family Emergency Plan** 


EMERGENCY CONTACT NAME:  
TELEPHONE:

OUT-OF-TOWN CONTACT NAME:  
TELEPHONE:

NEIGHBORHOOD MEETING PLACE:  
TELEPHONE:

OTHER IMPORTANT INFORMATION:

DIAL 911 FOR EMERGENCIES

**Ready.** 



### Additional Items to Consider Adding to an Emergency Supply Kit:

- Prescription medications and glasses
- Infant formula and diapers
- Pet food and extra water for your pet
- Important family documents such as copies of insurance policies, identification and bank account records in a waterproof, portable container
- Cash or traveler's checks and change
- Emergency reference material such as a first aid book or information from [www.ready.gov](http://www.ready.gov)
- Sleeping bag or warm blanket for each person. Consider additional bedding if you live in a cold-weather climate.
- Complete change of clothing including a long sleeved shirt, long pants and sturdy shoes. Consider additional clothing if you live in a cold-weather climate.
- Household chlorine bleach and medicine dropper – When diluted nine parts water to one part bleach, bleach can be used as a disinfectant. Or in an emergency, you can use it to treat water by using 16 drops of regular household liquid bleach per gallon of water. Do not use scented, color safe or bleaches with added cleaners.
- Fire Extinguisher
- Matches in a waterproof container
- Feminine supplies and personal hygiene items
- Mess kits, paper cups, plates and plastic utensils, paper towels
- Paper and pencil
- Books, games, puzzles or other activities for children



# Ready

Prepare. Plan. Stay Informed. ©



# Emergency Supply List



# FEMA

[www.ready.gov](http://www.ready.gov)



## Recommended Items to Include in a Basic Emergency Supply Kit:



- Water, one gallon of water per person per day for at least three days, for drinking and sanitation
- Food, at least a three-day supply of non-perishable food
- Battery-powered or hand crank radio and a NOAA Weather Radio with tone alert and extra batteries for both
- Flashlight and extra batteries
- First aid kit
- Whistle to signal for help
- Dust mask, to help filter contaminated air and plastic sheeting and duct tape to shelter-in-place
- Moist towelettes, garbage bags and plastic ties for personal sanitation
- Wrench or pliers to turn off utilities
- Can opener for food (if kit contains canned food)
- Local maps

Through its *Ready Campaign*, the Federal Emergency Management Agency educates and empowers Americans to take some simple steps to prepare for and respond to potential emergencies, including natural disasters and terrorist attacks. *Ready* asks individuals to do three key things: get an emergency supply kit, make a family emergency plan, and be informed about the different types of emergencies that could occur and their appropriate responses.

All Americans should have some basic supplies on hand in order to survive for at least three days if an emergency occurs. Following is a listing of some basic items that every emergency supply kit should include. However, it is important that individuals review this list and consider where they live and the unique needs of their family in order to create an emergency supply kit that will meet these needs. Individuals should also consider having at least two emergency supply kits, one full kit at home and smaller portable kits in their workplace, vehicle or other places they spend time.



FEMA

Federal Emergency Management Agency  
Washington, DC 20472